



District Report Card: 2017


State: Odisha	District: Kandhamal
Class: 8	Subject: Language
Schools: 50	Students: 980


Participation/Coverage


Students

<div>GENDER</div> <div></div>	Boys		Girls	
	Number	%	Number	%
	477	48.67	503	51.33

<div>AREA</div> <div></div>	Rural		Urban	
	Number	%	Number	%
	951	97.04	29	2.96

<div>CATEGORY</div> <div></div>	SC		ST		OBC		GEN	
	Number	%	Number	%	Number	%	Number	%
	119	12.14	493	50.31	243	24.80	125	12.76

<div>CWSN</div> <div></div>	LD	VI	HI	S&LD	ID	Oth
	0	15	3	1	2	4

<div>Management</div> <div></div>	Government		Government-aided	
	Number	%	Number	%
	980	100.00	0	0.00

Average Performance of Students in Language (%)

Overall	Gender		Area		Management		Social Group			
	Male	Female	Rural	Urban	Govt.	Aided	SC	ST	OBC	GEN
41.09	39.68	42.43	41.25	35.86	41.09	0.00	45.15	39.93	39.62	44.64

Performance on Learning Outcomes (LOs)

Learning Outcomes	Description	Average Performance(%)
L813	Read textual/non-textual materials with comprehension and identifies the details, characters, main idea and sequence of ideas and events while reading	41.09

Range of Performance of Students who Answered Correctly							
Below 30%		30% - 50%		50% - 75%		Above 75%	
Number	%	Number	%	Number	%	Number	%
317	32.35	312	31.84	282	28.78	69	7.04

Lowest Performing Learning Outcomes (LOs)

1 - Read textual/non-textual materials with comprehension and identifies the details, characters, main idea and sequence of ideas and events while reading (41.09)